

# Newsletter

15 December 2023

Dear Families,

## **Rollesby Community Woodland**

Our Science ambassadors and Eco ambassadors had a wonderful morning on Monday planting trees for the Rollesby community Woodland – we can't wait to see them grow! The trees we planted were Hawthorn, Blackthorn, Field Maple and Hazel. We shall be back again in the Spring.



## **Christmas Performances**

A big thank you to all families who came to support the children in their Christmas performances. It was fantastic to see the school hall so full and we were extremely proud of all the children. It can be quite nerve-racking for them to stand up in front of lots of people and their singing/dancing/acting was outstanding. Well done to everyone.

# Newsletter

15 December 2023

## Christmas Party



We had a brilliant time Thursday afternoon at our annual Christmas party extravaganza! DJ Kev entertained us with his super tunes and party games. We also had a very special visitor. Thank you to the Friends for organising everything for us.

# Newsletter

15 December 2023

## Clubs - Spring Term 2024

Starting Monday 8<sup>th</sup> January until Wednesday 27<sup>th</sup> March 2024

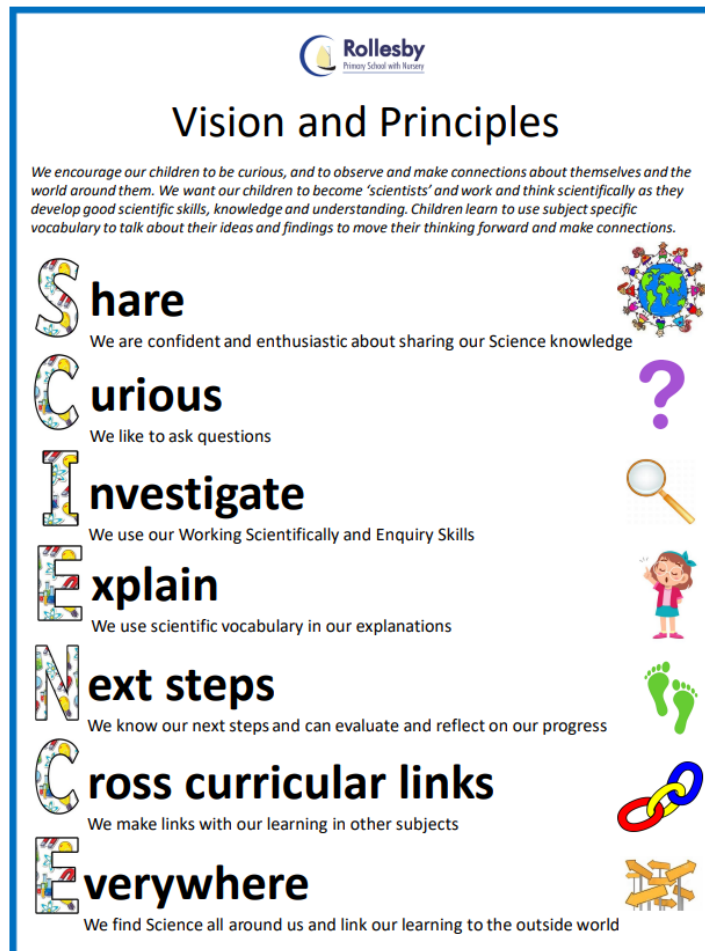
Club	Day/time	Year groups	Run by	Cost
<u><b>Bushcraft</b></u>  <b>Continuing no spare spaces</b>	Monday 3.15-4.15pm	Y1-Y6	Back to Basics Bushcrafters	£5.00 per session paid half termly direct to Back to Basics Bushcrafters via bank transfer/payment link
<u><b>Music Club</b></u> <b>CHANGING TO UKULELE</b>  <b>Spaces available</b>	Tuesday 3.15-4.00pm	Y1-Y6	Mrs Woolnough	£5.00 per session paid half termly direct to Rollesby Primary School via bank transfer
<u><b>Badminton Club</b></u>  <b>New Club</b>	Tuesday 3.15-4.15pm	Y4-Y6	Mr Murphy	£5.00 per session paid half termly direct to Mr Murphy via bank transfer
<u><b>Tennis Club</b></u>  <b>Spaces available</b>	Wednesday 8.00-8.50am	Y1-Y6	Mr Sawyer	£5.00 per session paid half termly direct to Mr Sawyer via bank transfer
<u><b>Drama Club</b></u>  <b>List re opens</b>	Wednesday 3.15-4.15pm	Y1-Y6	Mrs Dyball & Mr Wells	School run club no fee -
<u><b>Gym Club</b></u>  <b>Spaces available</b>	Thursday 8.00 8.50am	Y2-6 (KS2)	Mrs Bailey	5.00 per session paid half termly direct to Mrs Bailey via bank transfer/payment link

# Newsletter

15 December 2023

## Science Vision & Principles


As super scientists at Rollesby Primary School, we share our learning, are curious, investigate, explain clearly, know our next steps, make cross curricular links and identify that science is everywhere!





**Rollesby**  
Primary School with Nursery


### Vision and Principles


*We encourage our children to be curious, and to observe and make connections about themselves and the world around them. We want our children to become 'scientists' and work and think scientifically as they develop good scientific skills, knowledge and understanding. Children learn to use subject specific vocabulary to talk about their ideas and findings to move their thinking forward and make connections.*


**S**hare  
We are confident and enthusiastic about sharing our Science knowledge 


**C**urious  
We like to ask questions 

**I**nvestigate  
We use our Working Scientifically and Enquiry Skills 

**E**xplain  
We use scientific vocabulary in our explanations 

**N**ext steps  
We know our next steps and can evaluate and reflect on our progress 

**C**ross curricular links  
We make links with our learning in other subjects 

**E**verywhere  
We find Science all around us and link our learning to the outside world 

## 'Science at Home' Challenge

Each half term, we are encouraging the children to carry out a science investigation at home. Discussing science at home promotes their understanding of scientific vocabulary, develops knowledge of topics, and helps them to practise their **working scientifically skills**. These include:

- Asking questions
- Making predictions

# Newsletter

15 December 2023

- Setting up tests
- Observing and measuring
- Recording data
- Interpreting and communicating results
- Evaluating

We would love the children to share their findings with their class, either through some photos and comments on ClassDojo/Tapestry or by bringing something in, such as a poster, to show their class in person. Each half term, we will be nominating 'Super Scientists' in our Celebration Assembly to celebrate their achievements through 'Science at Home' challenges or some super scientific working in science lessons at school. This half term's 'Science at Home' Challenge is:

## Get Set Jellies Activity Card

Uncle Astro loves jelly. His favourite fruit is pineapple. Cosmic and Gem have made a pineapple jelly for his birthday. Normally they use tinned pineapples but, because it is a special day, this time they have used big chunks of fresh juicy pineapple. Now it is time to enjoy some lovely, wibbly, wobbly jelly. Uncle Astro laughs with excitement as he tips the bowl over to let the jelly drop out. Oh no! The jelly hasn't set!

Uncle Astro laughed! "How fascinating! I wonder if it has something to do with the pineapple? We need to do some investigating. I think a little chemistry might help."

**Your challenge** 🚩

Find out if the fresh pineapple could have stopped Uncle Astro's jelly setting.

**Discuss** 🗨️

Talk about how to make jelly. Think about what might have stopped the jelly setting.  
 How will you decide if the fresh pineapple stopped the jelly setting?  
 What tests can you do to find out why the jelly didn't set?  
 How will you make sure that your test is fair and safe?  
 What will you observe or measure in each of your tests?




**Getting started**

Some other investigators have had a few ideas to get you started:

Why don't we try making the same jelly with and without pineapple?

I think we could use fresh, frozen and tinned pineapple.

I think we could try using different amounts of fresh pineapple.

**What will you do?**

**Test your ideas**

Which jellies set and which ones did not? Is there a problem when you use fresh pineapple? Does it make a difference if the pineapple comes from a tin or has been frozen?

You might want to make a table like the one below to compare the jellies.

	Jelly 1 - Fresh pineapple	Jelly 2 - Tinned pineapple	Jelly 3 - No pineapple
What happened?			

**Share your ideas**

Why not design a guide to show how knowing a little chemistry can help people to make very wibbly, wobbly fruit jelly.

**Extra things to do**

What happens if you use different fruit in your jellies? Try making small jellies to compare different fruit. Does it make a difference if you use tinned or frozen fruit?

You could try apples, strawberries, raspberries, lemons, tangerines, kiwi fruit, fresh figs, mango, grapes, peaches and/or any other fruit that you like.




**Get Set Jellies** (Children should also have brought home a hard copy of the challenge)

# Newsletter

15 December 2023



## Could you help?

I am currently taking part in a research project aimed at encouraging and improving early writing outcomes.

As part of this I am hoping to set up handy, irresistible, 'pick up and go' writing packs for the children which will be placed out in the provision in both Nursery and Linnet Class. These will contain as many different exciting resources as possible to encourage mark making and early writing in all areas and for all sorts of purposes.

So what would I like from you?

Well, I know that at Christmas we sometimes have a little sort out either to make a bit more room before Santa arrives with new goodies on Christmas Day or after he has been and dropped off his sacks.

# Newsletter

15 December 2023

During this time, you may well find packs of forgotten pens, colouring pencils, notebooks, note cards, paper or other writing-related goodies. Rather than send these to be recycled or off to a charity shop we would like to offer them a new home.

Of course, we do understand that this is an expensive time of year and so are not asking for new purchases but anything you find down the back of a drawer or hidden behind the sofa when making room for the tree 🎄 would be gratefully received.

There will be a box marked up for donations and placed in reception at school or simply send them in book bags or pass them to staff morning or afternoon.

Thank you so much for anything you might be able to find. We are looking forward to thinking up creative ways to use whatever we are given.

Mrs Forbes (Linnet class)

## Rollesby Dates –

<b>Monday 11<sup>th</sup> December</b>	2.00pm Avocet, Kingfisher and Marsh Harriers Performance 1
<b>Tuesday 12<sup>th</sup> December</b>	9.30am Nursery and Linnet Christmas performance 1
<b>Wednesday 13<sup>th</sup> December</b>	9.30am Nursery and Linnet Christmas performance 2
<b>Thursday 14<sup>th</sup> December</b>	9.30am Avocet, Kingfisher and Marsh Harriers Performance 2 School Christmas party afternoon
<b>Friday 15<sup>th</sup> December</b>	Christingle Service at Rollesby church (change of date) Year 6 parents invited.
<b>Tuesday 19<sup>th</sup> December</b>	9.15am Guitar assembly Parents of guitarists invited.
<b>Tuesday 19<sup>th</sup> December</b>	Christmas Lunch

# Newsletter

15 December 2023



## **Rollesby Stars**



### **Little Wrens**

*A Star of the Week Award was presented to **ALL the Nursery children** who performed in our Nativity. Wonderful sitting and singing. We are all so very proud of you!*

### **Linnet**

*A Star of the Week Award was presented to **Archie** for amazing progress with his phonics and a great attitude to all learning.*

*A Star of the Week Award was presented to **Mason** for really working hard on listening and following instructions quickly.*

*A Star of the Week Award was presented to **Sienna** for an amazing performance and fabulous singing during our Nativity.*

***This week's Presentation award was presented to Remi for always taking care and pride in her work.***

### **Avocet**

*A Star of the Week Award was presented to **Laura** for her positive attitude, enthusiasm and wonderful resilience.*

*A Star of the Week Award was presented to **James** for improving his times table knowledge in Maths.*

*A Star of the Week Award was presented to **Hero** for showing excellent determination in our reading comprehension sessions.*

***This week's Presentation award was presented to Luna for her wonderful presentation and handwriting.***

***Pen licences have been awarded to Lola and Francesca.***



# Newsletter

15 December 2023

## Kingfisher

*A Star of the Week Award was presented to **Alby** for his fantastic diary entry.*

*A Star of the Week Award was presented to **Ellis** for always cheering people up with his sparkling personality!*

*A Star of the Week Award was presented to **Ozzy** for making excellent progress with his reading.*

***This week's Presentation award was presented to Theo for his wonderfully neat work books.***

## Marsh Harrier

*A Star of the Week Award was presented to **Poppy** for pushing herself out of her comfort zone and performing in the Christmas show.*

*A Star of the Week Award was presented to **Mila** for showing great resilience.*

*A Star of the Week Award was presented to **Isla H** for putting a smile on everyone's face with her decorating skills !*

***This week's Presentation award was presented to Libby for consistently presenting her work beautifully.***

# Newsletter

15 December 2023

## Rockstars of the Week!

### Earning the most coins on Times Tables Rockstars this week are -



3<sup>rd</sup> Place: **Laura P** (Avocet) 628 coins

2<sup>nd</sup> Place: **Callan R** (Marsh Harrier) 1,850 coins

1<sup>st</sup> Place: **Lola S** (Avocet) 5,190 coins

### **Amazing results Rockstars!**

Who will be our top players next week? It could be you!