

Year 2

Date: Week beginning 22/02/2021

This is a guide to what we will be covering in school this week. If your child is having to self-isolate but is well enough to work please help them to complete a range of work from the subjects below. Don't forget to upload photos of work/videos/comments to Tapestry.

If you have any questions about home learning please contact your child's class teacher by emailing them:

Penguin class: dwalker@caisterinfant.org.uk or cstone@caisterinfant.org.uk

Puffin class: cleonard@caisterinfant.org.uk

Gull class: sbuckenham@caisterinfant.org.uk

English



Have a listen to our story for this week...

[The Disgusting Sandwich By Gareth Edwards and Hannah Shaw - YouTube](#)

Have a think about the MOST disgusting things you could put in a sandwich.
Bat wings? Hedgehog prickles? Old teeth?
How about rotten Brussel sprouts?
Can you draw your sandwich and add some descriptive labels?

Now have a go at writing some instructions for how to make your sandwich. You will need to use imperative (bossy) verbs and time connectives. Try to add adjectives to describe your horrible ingredients too!

Our Teams meeting on Monday 22nd February will explore this activity.

Phonics

We will still focus on Set 3 sounds this week. Please find Set 3 sounds at the bottom of this learning grid.

We would like all children to access daily RWI sessions, available from 09:30am for 24 hours on YouTube.

https://www.youtube.com/channel/UCo7fbLgY2oA_cFCI9GdxtQ

Reading

We would like children to be reading at least three times a week at home. This can be written in your yellow reading record.

You can access e-books here

<https://home.oxfordowl.co.uk/reading/>

You may like to visit the Virtual School Library, brought you by Oak National Academy in partnership with the National Literacy Trust. You can find this resource here:

<https://library.thenational.academy/>

Spellings

This week we will focus on the -ment suffix.
Can you recall what a suffix is and where it is used in words?

Our spellings this week are:

enjoyment	improvement
payment	pavement
development	contentment
merriment	moment

There are some pretty long words this week so we have reduced the number of spellings. Perhaps look at them in groups of four!

Look, cover, write, check

Can you write them within a sentence? Can you write them out of order?

Handwriting

Our join of the week is 'ent'

Practice joining these letters together. You can use your spelling words to help you with this join. Try writing the words within sentences.

Our morning Teams session on Tuesday will be spelling and handwriting so please ensure you have a pencil and some paper to hand. You'll also need some playdough to join in with Dough Disco!

Year 2

Date: Week beginning 22/02/2021

This is a guide to what we will be covering in school this week. If your child is having to self-isolate but is well enough to work please help them to complete a range of work from the subjects below. Don't forget to upload photos of work/videos/comments to Tapestry.

If you have any questions about home learning please contact your child's class teacher by emailing them:

Penguin class: dwalker@caisterinfant.org.uk or cstone@caisterinfant.org.uk

Puffin class: cleonard@caisterinfant.org.uk

Gull class: sbuckenham@caisterinfant.org.uk

Every week a popular children's author or illustrator will provide you with free books, exclusive videos and their top three recommended reads.

Please also keep writing the year 2 common exception words – chart at the end of this learning information.

Year 2

Date: Week beginning 22/02/2021

This is a guide to what we will be covering in school this week. If your child is having to self-isolate but is well enough to work please help them to complete a range of work from the subjects below. Don't forget to upload photos of work/videos/comments to Tapestry.

If you have any questions about home learning please contact your child's class teacher by emailing them:

Penguin class: dwalker@caisterinfant.org.uk or cstone@caisterinfant.org.uk

Puffin class: cleonard@caisterinfant.org.uk

Gull class: sbuckenham@caisterinfant.org.uk

Maths

Measure

In Year 2, children are taught to read different scales in steps of 1s, 2s, 5s and 10s.

Can you find different scales around your home?

See if you can make a list of all the different ways you can measure – you can weigh things on kitchen scales or your bathroom scales, but you might measure milk when baking using a measuring jug.

What can you find that are measured using:

kg or kilogram
g or gram
ml or millilitre
l or litre
m or metre
cm or centimetre

Science

Colour changing milk



Pour some milk onto a plate so that it just covers the bottom. Add one drop of each of the four colours of food colouring – red, yellow, blue, and green – to the milk. Keep the drops close together in the centre of the plate of milk. Find a clean cotton swab for the next part of the experiment. Predict what will happen when you touch the tip of the cotton swab to the centre of the milk. It's important not to stir the mix. Just touch it with the tip of the cotton swab. Go ahead and try it. Did anything happen? Now place a drop of liquid dish soap on the other end of the cotton swab. Place the soapy end of the cotton swab back in the middle of the milk and hold it there for 10 to 15 seconds. Look at that burst of colour! Add another drop of soap to the tip of the cotton swab and try it again. Experiment with placing the cotton swab at different places in the milk.
Record your results.

Music

Rock Steady Sessions

Rocksteady will be providing free live stream online music sessions for children to be part of, called 'Feel Good Fridays'.

This session will be streamed via Teams 1.30-2.00pm each Friday. Please look out for the invite to this via your child's 365 account.

Band Leader Tommy will cover:

- **Rocking Rhythms:** Tommy kicks off his first week teaching KS1 with a game to help the children with their rhythm work. Can they recognise, repeat and 'rock' the rhythms?
- **Traffic Light Game:** The children will learn how to internalise the beat in this fun game. When the light is green, they count out loud, and when the light is red, they have to count in their head... will they be able to keep up?

Geography/D&T

Have a look around outside. What changes can you see? What is the weather like? Is it getting warmer? Sunnier? Can you hear birds singing? Are there any flowers starting to grow? Are there buds on the trees?

Write down what you notice.

This time of year is hard for the birds as there isn't much for them to eat. Can you make a bird feeder to help?

Year 2

Date: Week beginning 22/02/2021

This is a guide to what we will be covering in school this week. If your child is having to self-isolate but is well enough to work please help them to complete a range of work from the subjects below. Don't forget to upload photos of work/videos/comments to Tapestry.

If you have any questions about home learning please contact your child's class teacher by emailing them:

Penguin class: dwalker@caisterinfant.org.uk or cstone@caisterinfant.org.uk

Puffin class: cleonard@caisterinfant.org.uk

Gull class: sbuckenham@caisterinfant.org.uk

<https://www.topmarks.co.uk/early-years/lets-compare>

<https://www.topmarks.co.uk/Flash.aspx?f=Temperaturev2>

- **Shotgun:** Tommy will start to teach the children this wonderfully upbeat George Ezra song. He will also show them how to sign it using Makaton sign language.
- **One-Man Band:** We finish off with a treat. Tommy will show the children his skills on the different instruments with a performance of a song they will love!

PLEASE NOTE- there will be no afternoon Teams meeting on a Friday so children can access the Rock Steady session via Teams at 1.30pm.



There are lots of ways to make a bird feeder, have a look online and choose one you like.

Year 2**Date: Week beginning 22/02/2021**

This is a guide to what we will be covering in school this week. If your child is having to self-isolate but is well enough to work please help them to complete a range of work from the subjects below. Don't forget to upload photos of work/videos/comments to Tapestry.

If you have any questions about home learning please contact your child's class teacher by emailing them:

Penguin class: dwalker@caisterinfant.org.uk or cstone@caisterinfant.org.uk

Puffin class: cleonard@caisterinfant.org.uk

Gull class: sbuckenham@caisterinfant.org.uk

<https://www.bbc.co.uk/cbeebies/makes/bird-feeder>

<https://www.rspb.org.uk/fun-and-learning/for-kids/games-and-activities/activities/make-a-recycled-bird-feeder/>

Year 2

Date: Week beginning 22/02/2021

This is a guide to what we will be covering in school this week. If your child is having to self-isolate but is well enough to work please help them to complete a range of work from the subjects below. Don't forget to upload photos of work/videos/comments to Tapestry.

If you have any questions about home learning please contact your child's class teacher by emailing them:

Penguin class: dwalker@caisterinfant.org.uk or cstone@caisterinfant.org.uk

Puffin class: cleonard@caisterinfant.org.uk

Gull class: sbuckenham@caisterinfant.org.uk

RSHE

Keep up to date with daily news via BBC Newsround. Discuss some of the topics covered within the programme.

<https://www.bbc.co.uk/newsround>



Music



If you follow this link to the Sing Up website you will be able to listen to and learn a lovely song about the Spring time. You might remember it because we began to learn it in school last year before Lockdown #1!

[In the spring | Sing Up](#)

Not only will you find the song but there are also some videos about signs of Spring that might help you with the Geography task.


There are also some lovely ideas for other Spring themed activities. Perhaps you could try one of them on Wellbeing Wednesday!

PE

Gymnastics

Warm up your body with some gentle stretches. Then find a comfortable place to sit on the floor and have a go at some of these shapes.

Star




Star

Straddle



Straddle

Pike



Pike

D&T

Design make and evaluate a healthy lunchbox.

Look at the Eatwell Plate here: <https://www.nhs.uk/live-well/eat-well/the-eatwell-guide/>

What do you notice? (Some sections are bigger than others). What are the 5 different food groups? what types of food that can be found in each group? A balanced meal can be created using this plate. Think about meals you have in school or at home. Can you think of foods to go into each group? It's important to eat a variety of different foods.

Design your own healthy lunchbox by drawing and labelling food items on the blank template or design and make your own healthy lunch to eat today.

Year 2

Date: Week beginning 22/02/2021

This is a guide to what we will be covering in school this week. If your child is having to self-isolate but is well enough to work please help them to complete a range of work from the subjects below. Don't forget to upload photos of work/videos/comments to Tapestry.

If you have any questions about home learning please contact your child's class teacher by emailing them:


Penguin class: dwalker@caisterinfant.org.uk or cstone@caisterinfant.org.uk

Puffin class: cleonard@caisterinfant.org.uk

Gull class: sbuckenham@caisterinfant.org.uk

Have fun!


Straight



Tuck



Back support



<https://www.nhs.uk/change4life>

Year 2

Date: Week beginning 22/02/2021

This is a guide to what we will be covering in school this week. If your child is having to self-isolate but is well enough to work please help them to complete a range of work from the subjects below. Don't forget to upload photos of work/videos/comments to Tapestry.


















If you have any questions about home learning please contact your child's class teacher by emailing them:

Penguin class: dwalker@caisterinfant.org.uk or cstone@caisterinfant.org.uk

Puffin class: cleonard@caisterinfant.org.uk

Gull class: sbuckenham@caisterinfant.org.uk

Set 3 sounds

ea  cup of tea	oi  spoil the boy			
a-e  make a cake	i-e  nice smile	o-e  phone home	u-e  huge brute	aw  yawn at dawn
are  care and share	ur  nurse with a purse	er  a better letter	ow  brown cow	ai  snail in the rain
oa  goat in a boat	ew  chew the stew	ire  fire, fire!	ear  hear with your ear	ure  sure it's pure

Year 2

Date: Week beginning 22/02/2021

This is a guide to what we will be covering in school this week. If your child is having to self-isolate but is well enough to work please help them to complete a range of work from the subjects below. Don't forget to upload photos of work/videos/comments to Tapestry.

If you have any questions about home learning please contact your child's class teacher by emailing them:

Penguin class: dwalker@caisterinfant.org.uk or cstone@caisterinfant.org.uk

Puffin class: cleonard@caisterinfant.org.uk

Gull class: sbuckenham@caisterinfant.org.uk

Year 2 Common Exception Words

door	child	cold	pretty	grass	improve	whole	half
floor	children	gold	beautiful	pass	sure	any	money
poor	wild	hold	after	plant	sugar	many	Mr
because	climb	told	fast	path	eye	clothes	Mrs
find	most	every	last	bath	could	busy	parents
kind	only	great	past	hour	should	people	Christmas
mind	both	break	father	move	would	water	everybody
behind	old	steak	class	prove	who	again	even